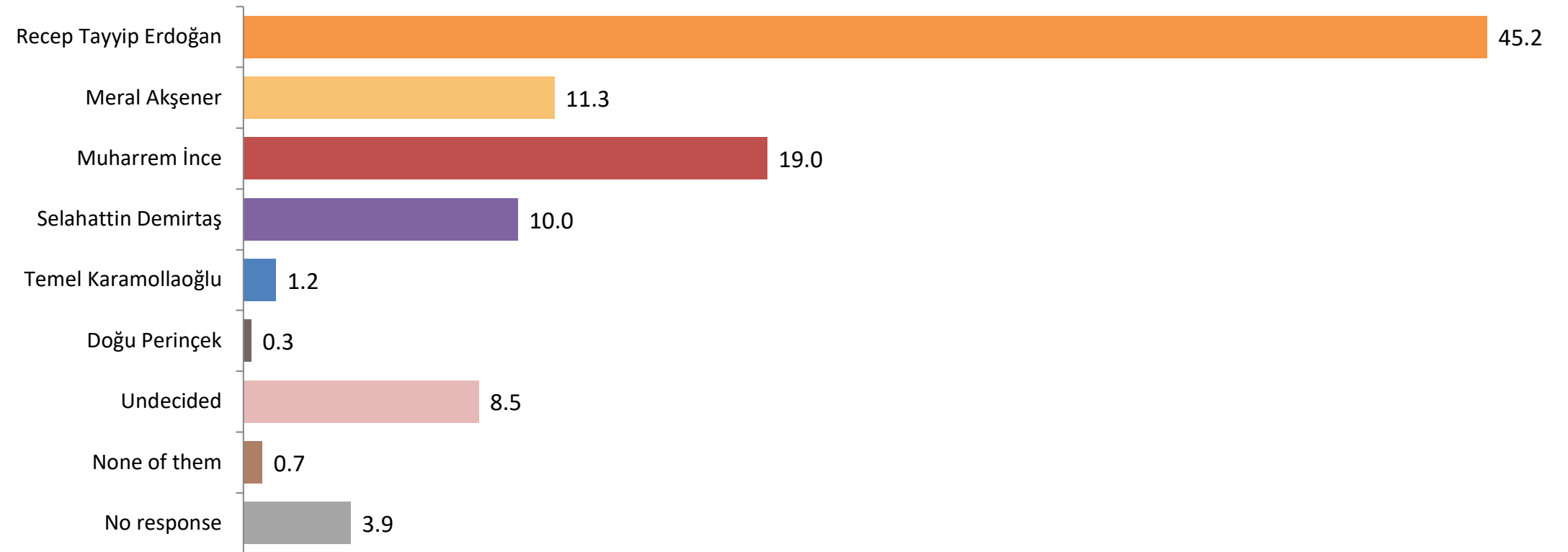
The background of the slide is a dark blue, stylized representation of the American flag. It features a series of white stars in the upper left corner and wavy horizontal stripes across the rest of the frame.

Turkish Presidential and Parliamentary Elections Poll June 2018

Who Will You Vote for in the 24th Presidential Election?

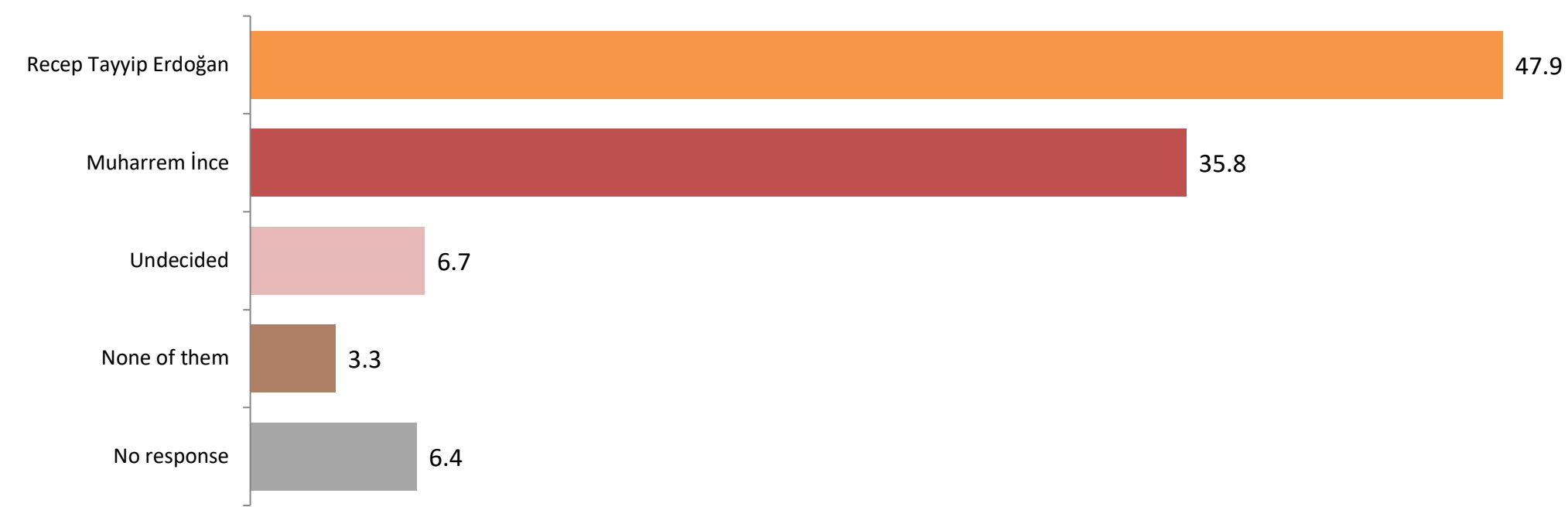


By vote in the last election (November 1, 2015) - %

	Recep Tayyip Erdoğan	Meral Akşener	Muharrem İnce	Selahattin Demirtaş	Temel Karamollaoğlu	Doğu Perinçek	Undecided	No response	None of them	Total
AKP	88,5	1,6	2,9	0,3	0,2		3,5	2,7	0,4	100
CHP	2,8	23,1	67,3	0,9		0,7	3,9	1,3		100
MHP	32,5	37,9	8,2		0,4		11,5	8,2	1,2	100
HDP		2,4	6,1	91,1			0,4			100
Other party	10,4	12,5	8,3		52,1	6,3	10,4			100

*(EXCLUDING those who stated they will not vote)

Who Will You Vote for if Recep Tayyip Erdoğan and Muharrem İnce Passed to the Second Phase of Presidential Election?

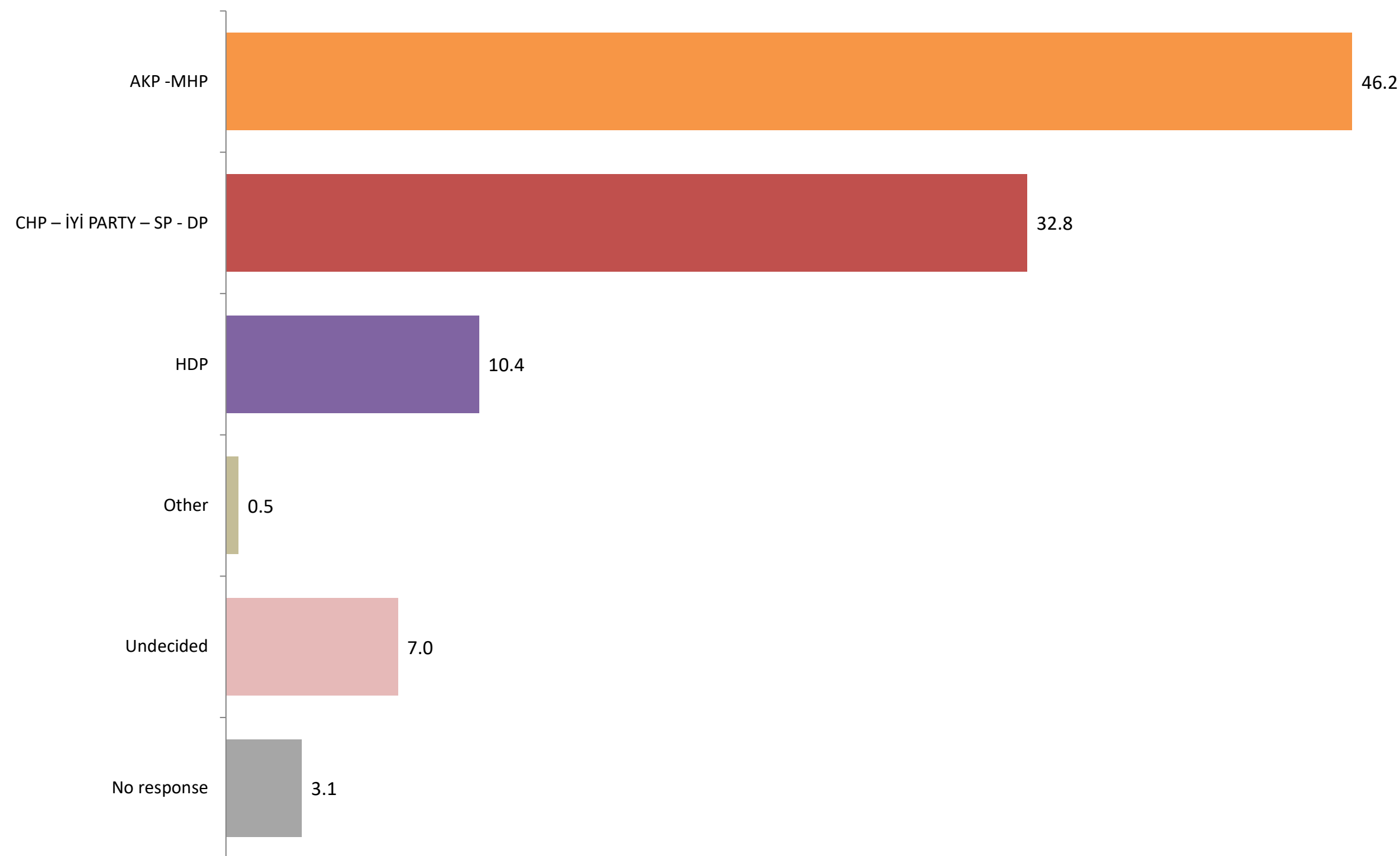


By vote in the last election (November 1, 2015) - %

	Recep Tayyip Erdoğan	Muharrem İnce	None of them	Undecided	No response	Total
AKP	91,1	4,2	0,4	1,0	3,4	100
CHP	3,1	88,3	0,6	5,9	2,2	100
MHP	39,8	41,8	2,5	6,6	9,4	100
HDP	2,4	67,1	17,5	7,7	5,3	100
Other party	16,7	31,3	27,1	18,8	6,3	100

*(EXCLUDING those who stated they will not vote)

Who are You Planning To Vote for in the Coming Election, in Which AKP And MHP are Allied and CHP, İYİ Party, SP And DP(Democrat Party) are Allied? *



*(EXCLUDING those who stated they will not vote)

Thinking about the Upcoming Elections for Parliament and President, Do You Generally Believe these Elections Will be Conducted in a Free and Fair Manner or Not?



By vote in the last election (November 1, 2015) - %

	Yes	No	TOTAL
AKP	89,7	10,3	100
CHP	13,2	86,8	100
MHP	48,8	51,2	100
HDP	12,9	87,1	100
Other party	40,8	59,2	100

What is Your Biggest Concern About the Upcoming Elections?

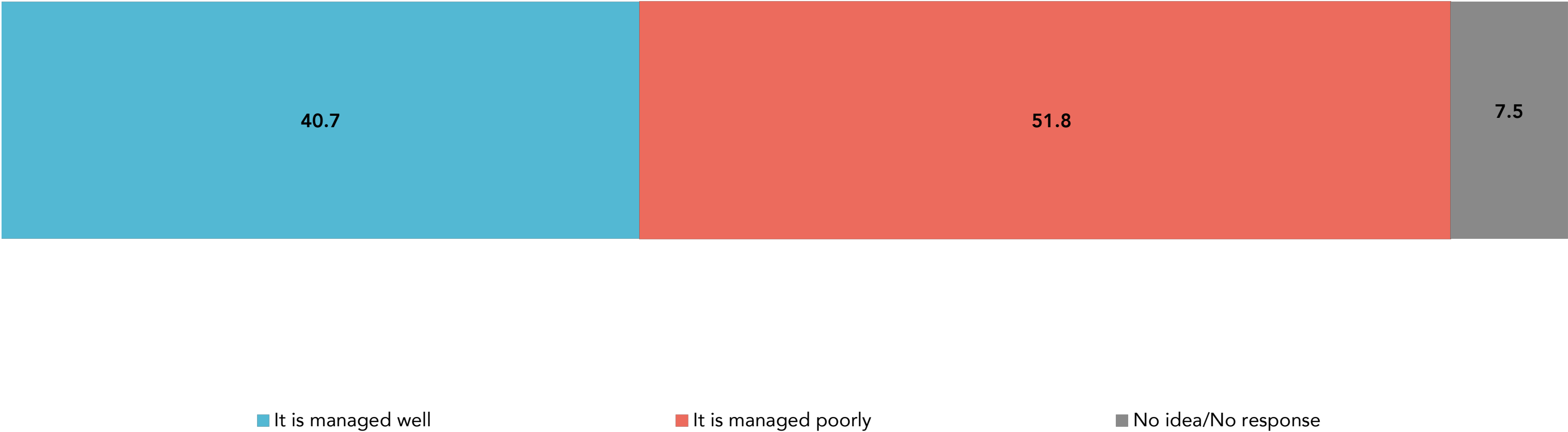


■ None of the candidates/parties reflect my views ■ That voters may be intimidated ■ That votes won't be counted fairly ■ That the campaign won't be conducted in a fair environment ■ That the losers of the election may claim fraud ■ No idea/No response

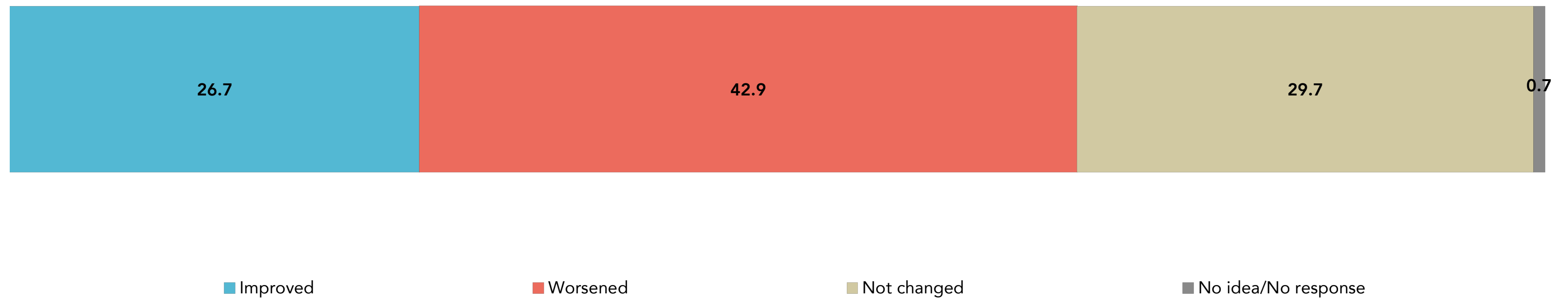
By vote in the last election (November 1, 2015) - %

	None of the candidates/parties reflect my views	That voters may be intimidated	That votes won't be counted fairly	That the campaign won't be conducted in a fair environment	That the losers of the election may claim fraud	No idea/No response	TOTAL
AKP	12,7	10,0	25,5	29,1	20,9	1,8	100
CHP	2,5	11,5	44,6	31,3	7,1	3,1	100
MHP	1,6	4,7	51,2	30,2	9,3	3,1	100
HDP	2,3	9,2	33,0	39,4	7,8	8,3	100
Other party	6,9	10,3	48,3	20,7	3,4	10,3	100

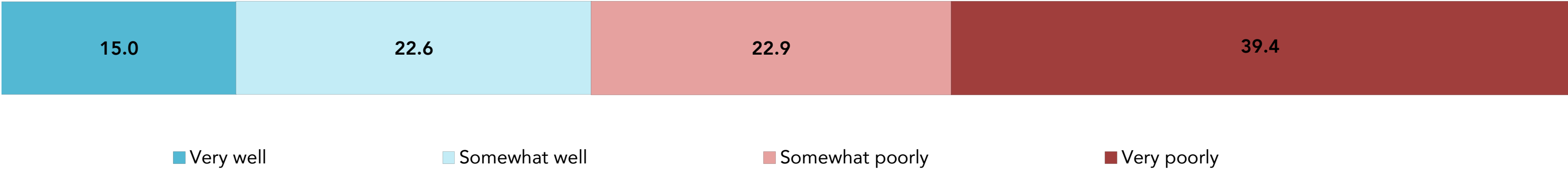
Do You Think Our National Economy Has Been Managed Well or Poorly Recently?



In the last year how have living standards changed for you or your family?



How Well Do You Think the Government Is Managing the Currency and Inflation?



By vote in the last election (November 1, 2015) - %

	Very well	Somewhat well	Somewhat poorly	Very poorly	TOTAL
AKP	27,7	38,6	23,2	10,6	100
CHP	2,4	8,0	19,0	70,7	100
MHP	13,1	15,9	23,1	47,8	100
HDP	1,6	5,6	23,7	69,1	100
Other party	10,2	12,2	12,2	65,3	100

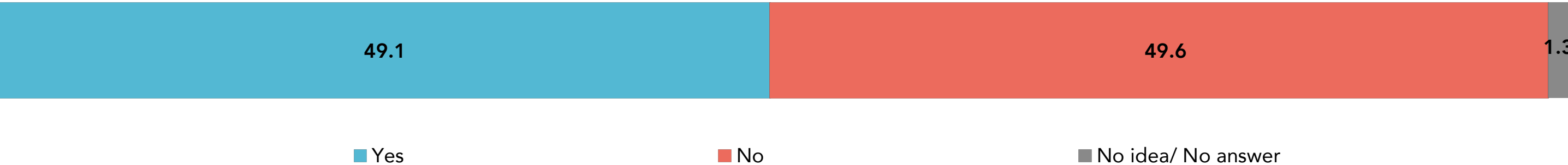
Which of the Following Should be the Primary Focus of Economic Policy of the Government?



By vote in the last election (November 1, 2015) - %

	Creating more jobs	Increasing wages	Reducing household costs	TOTAL
AKP	60,8	30,3	8,9	100
CHP	68,2	21,0	10,8	100
MHP	64,5	27,1	8,4	100
HDP	59,4	16,5	24,1	100
Other party	67,3	20,4	12,2	100

Do You Want Turkey To Be a Part Of The European Union, or The EU?



By vote in the last election (November 1, 2015) - %

	Yes	No	No idea/ No answer	TOTAL
AKP	46,1	52,1	1,8	100
CHP	55,7	42,7	1,6	100
MHP	39,0	60,6	0,4	100
HDP	60,4	39,6		100
Other party	22,9	77,1		100

Do You Think European Governments Want Turkey To Be a Part of The EU?



By vote in the last election (November 1, 2015) - %

	Yes	No	No idea/ No answer	TOTAL
AKP	22,4	76,5	1,0	100
CHP	17,7	78,7	3,6	100
MHP	13,5	86,5		100
HDP	41,4	58,2	0,4	100
Other party	2,0	98,0		100

How Would You Characterize The Current Relationship Between the European Union and Turkey?



■ A strong relationship

■ An okay relationship

■ A poor relationship

By vote in the last election (November 1, 2015) - %

	A strong relationship	An okay relationship	A poor relationship	TOTAL
AKP	13,0	50,8	36,2	100
CHP	6,5	27,7	65,8	100
MHP	4,8	31,5	63,7	100
HDP	6,0	29,7	64,3	100
Other party		26,5	73,5	100

Who Do You Think is More Responsible For Any Tensions or Distrust Between Turkey and the EU?



■ The Turkish government and President Erdogan

■ The EU and European national governments

■ No idea/ No answer

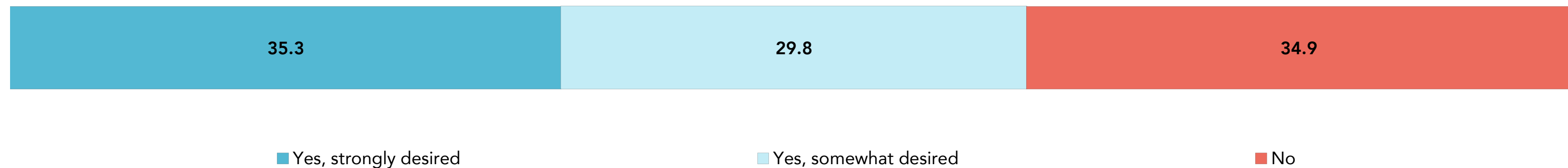
By vote in the last election (November 1, 2015) - %

	The Turkish government and President Erdoğan	The EU and European national government	No idea/ No answer	TOTAL
AKP	8,8	88,2	3,0	100
CHP	55,2	42,0	2,9	100
MHP	22,3	72,5	5,2	100
HDP	67,9	30,5	1,6	100
Other party	40,8	55,1	4,1	100

As you may know, some EU governments are considering withdrawing some EU funds or potentially ending Turkey's EU accession bid in response to what they say are threats to democratic freedoms and the rule of law in Turkey. In general, do you think the EU would be justified in taking such steps or would it not be justified?



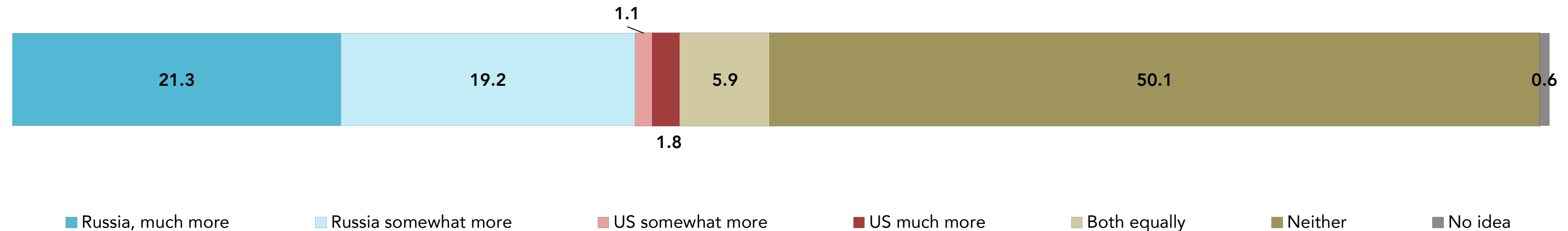
If given the chance, would you like or would you like for your children to be able to travel freely, study, or work in the EU?



By vote in the last election (November 1, 2015) - %

	Yes, strongly desired	Yes, somewhat desired	No	TOTAL
AKP	29,5	30,6	39,9	100
CHP	40,9	35,6	23,5	100
MHP	23,9	30,7	45,4	100
HDP	56,2	19,3	24,5	100
Other party	24,5	22,4	53,1	100

Which Nation Do You Trust More: Russia or the United States of America?



By vote in the last election (November 1, 2015) - %

	Russia, much more	Russia somewhat more	US somewhat more	US much more	Both equally	Neither	No idea	TOTAL
AKP	25,9	19,7	0,9	1,6	4,4	46,9	0,6	100
CHP	21,3	21,7	0,5	1,6	5,8	47,5	1,6	100
MHP	23,4	15,9	0,8	1,2	4,4	54,4		100
HDP	2,8	9,6	2,8	2,8	17,3	64,3	0,4	100
Other party	8,2	20,4			8,2	63,3		100

Should Turkey Remain in NATO?



■ Yes
 ■ No
 ■ No idea / No answer

By vote in the last election (November 1, 2015) - %

	Yes	No	No idea / No answer	TOTAL
AKP	57,9	24,4	17,7	100
CHP	59,1	26,6	14,3	100
MHP	64,9	26,3	8,8	100
HDP	45,0	35,7	19,3	100
Other party	45,8	52,1	2,1	100

Should Turkey Build a Lasting Alliance With Russia?

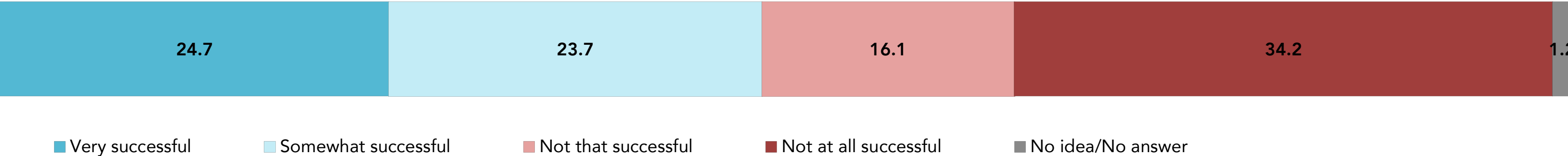


■ Yes ■ No ■ No idea / No answer

By vote in the last election (November 1, 2015) - %

	Yes	No	No idea/ No answer	TOTAL
AKP	63,4	33,7	2,8	100
CHP	55,6	41,2	3,2	100
MHP	59,8	39,4	0,8	100
HDP	29,7	65,1	5,2	100
Other party	44,9	42,9	12,2	100

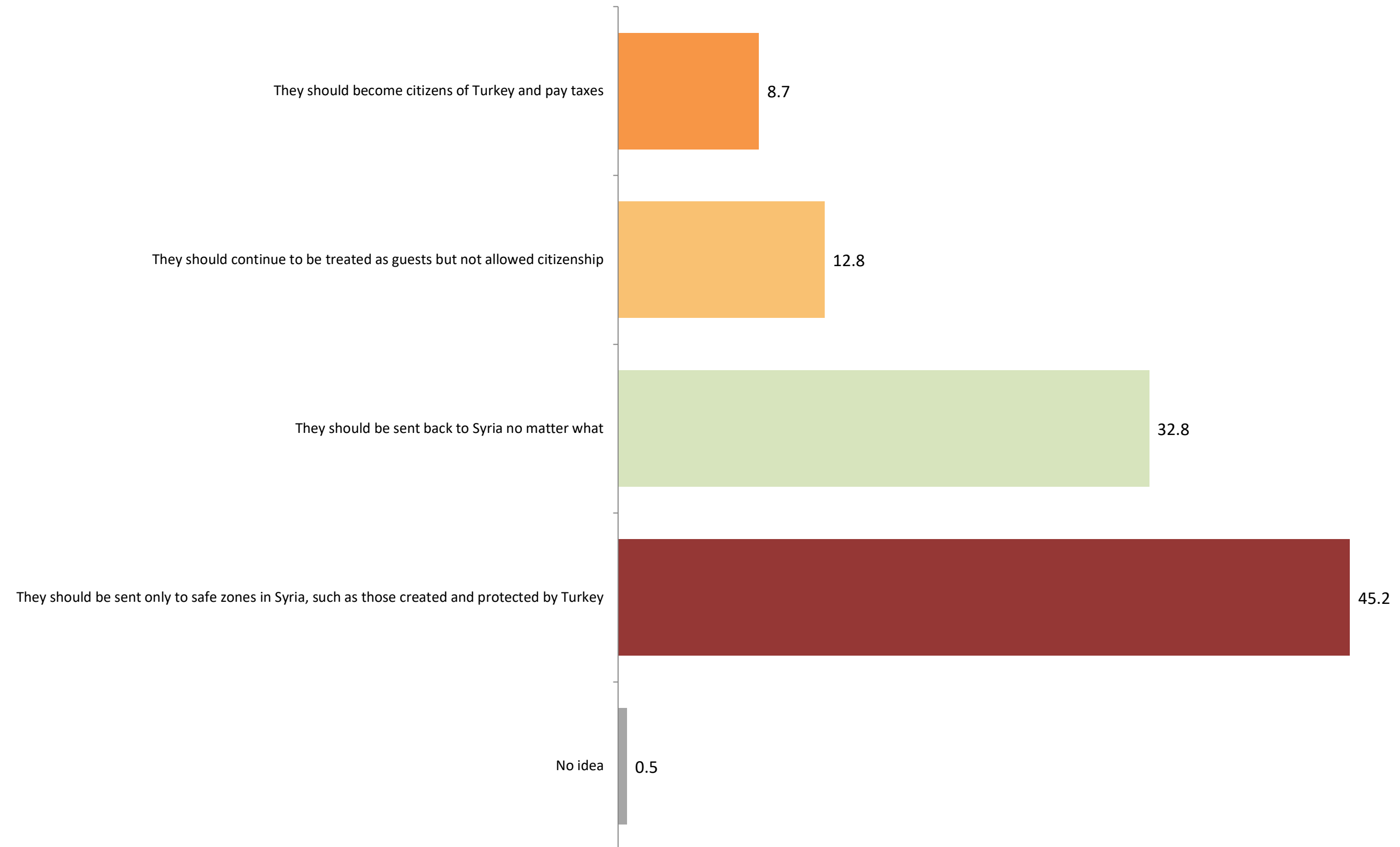
How Successful Would You Say Turkey's Recent Policy Towards Syria Has Been In Achieving Its Goals?



By vote in the last election (November 1, 2015) - %

	Very successful	Somewhat successful	Not that successful	Not at all successful	No idea/ No answer	TOTAL
AKP	40,5	37,1	12,9	8,7	0,8	100
CHP	4,2	8,5	19,7	65,2	2,4	100
MHP	18,3	22,3	23,5	34,7	1,2	100
HDP	0,8	9,2	18,4	70,4	1,2	100
Other party	26,0	16,0	10,0	48,0		100

Which Of the Following Do You Think is the Best Approach for Dealing With Syrian Refugees in Turkey?



Center for American Progress

Center for American Progress Action Fund

